


3000 PSI C&G ASSEMBLY

BLADDER ACCUMULATORS - CHARGING & GAUGING

CHARGING AND GAUGING KITS FOR 3000 PSI ACCUMULATORS



C&G HOSE

*Connects to nitrogen bottle or regulator

Connects to accumulator gas valve (Schrader .305\"-32 UNEF)

3000 PSI CHARGING KITS

Kit with 3000 PSI Gauge (Items 1a-11)	AI-CG3-3KT-SS
Kit with 6000 PSI Gauge (Items 1b-11)	AI-CG3-6KT-SS

WARNING!

AI-CG3-3KT-SS and AI-CG3-6KT-SS are rated to 3000 PSI maximum working pressure. Connects to a maximum 3000 PSI nitrogen tank with a CGA 580 connection. Do not use on accumulators with a pressure higher than 3000 PSI. It is highly recommended that a N₂ gas regulator be used while charging any accumulator. Use dry nitrogen gas (N₂) only.

ALSO AVAILABLE:

- Complete accumulator repair kits
- N₂ gas regulators
- Special order C&G kits with different connections and different hose lengths


COMPONENT PARTS LIST

PART	DESCRIPTION	PART NUMBER
1a	3000 PSI Gauge	AI-CG3-001
1b	6000 PSI Gauge	AI-CG6-001
2	Air Chuck	AI-CG-002
3	Adapter Block	AI-CG-003
4	Tank Valve	AI-CG-005-KIT
5	Swivel Connector	AI-CG-004
6	Coupler	AI-CG-006
7	Hose (8 ft.)	AI-CG-007-SS
8	Gland (Nipple)	AI-CG-008
9	Bleed Valve	AI-CG-009
10	Nut	AI-CG-011
11	Copper Washer	AI-CG-020
	TR Adapter (Connects to 11)	AI-TR-015
	Gauging & Head Assembly, 3000 PSI Gauge (Items 1a-4,9,11)	AI-CG3-313
	Gauging & Head Assembly, 6000 PSI Gauge (Items 1a-4,9,11)	AI-CG3-613
	Hose Assembly (Items 5-8,10)	AI-CG-017-SS
	Valve Core (Internal)	AI-S-304

6000 PSI C&G ASSEMBLY

BLADDER ACCUMULATORS - CHARGING & GAUGING

CHARGING AND GAUGING KITS FOR 4000, 5000 & 6000 PSI ACCUMULATORS



C&G HOSE

*Connects to accumulator high pressure gas valve

FULL ASSEMBLY COMPONENT PARTS LIST		
PART	DESCRIPTION	PART NUMBER
	Complete Kit (Items 1-8)	AI-CG6-6KT-SS
1	Gauge, 6000 PSI	AI-CG6-501-SS
2	Air Chuck	AI-CG6-502-SS
3	Cross	AI-CG6-503-SS
4	JIC Adapter	AI-CG6-506-SS
5	Hose (8 ft.)	AI-CG6-507-SS
6	Cylinder Valve Tube	AI-CG6-508-SS
7	Bleed Valve	AI-CG6-509-SS
8	Cylinder Valve Nut	AI-CG6-511-SS
	Hose Assembly (Items 2,4,5)	AI-CG6-517-SS
	Gauging & Head Assembly (Items 1,3,4,6,7,8)	AI-CG6-613-SS

WARNING!

AI-CG6-6KT-SS is rated to 6000 PSI maximum working pressure. Do not use on accumulators with a pressure higher than 6000 PSI. Connects to a maximum 6000 PSI nitrogen tank with a CGA 677 connection. It is highly recommended that a N₂ gas regulator be used while charging any accumulator. Use dry nitrogen gas (N₂) only.


ALSO AVAILABLE:

- Complete accumulator repair kits
- N₂ gas regulators
- Special order C&G kits with different connections and different hose lengths

10000 PSI C&G ASSEMBLY

BLADDER ACCUMULATORS - CHARGING & GAUGING

10000 PSI CHARGING AND GAUGING ASSEMBLY



*Connects to 10K accumulator gas valve

1/4" NPT for nitrogen supply source

WARNING!

AI-CG10-10KT-SS is rated to 10000 PSI maximum working pressure. Do not use on accumulators with a pressure higher than 10000 PSI. It is highly recommended that a N₂ gas regulator be used while charging any accumulator. Use dry nitrogen gas (N₂) only.

ALSO AVAILABLE:

- Complete accumulator repair kits
- N₂ gas regulators
- Special order C&G kits with different connections and different hose lengths

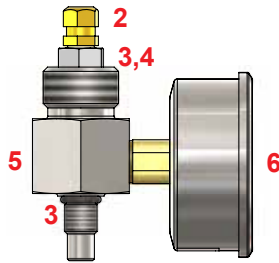
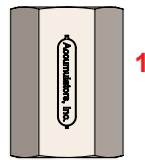
COMPONENTS LIST

PART	DESCRIPTION	PART NUMBER
	10K C&G Assembly (Items 1-8)	AI-CG10-10KT-SS
1	Gauge (0-10000 PSI, liquid filled)	AI-CG10-001-L-SS
2	Block Fitting	AI-ADP-A-NPT4M-MH6M-15-SS
3	Adapter Block	AI-CG10-503-SS
4	Bleed Valve	AI-CG10-509-SS
5	Needle Valve	AI-CG10-510-SS
6	Hose (4ft)	AI-CG10-507-4-R
7	Air Chuck Adapter	AI-ADP-A-NPT2F-MH6M-15-SS
8	Air Chuck	AI-CG10-502-SS

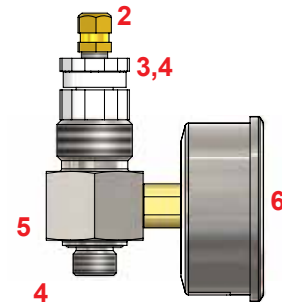
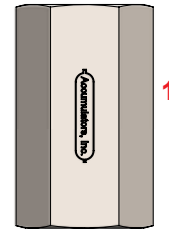
PERMANENT MOUNT PRESSURE MONITORS

BLADDER ACCUMULATORS - CHARGING & GAUGING

3000 AND 6000 PSI DELUXE PERMANENT MOUNT PRESSURE MONITORS



3000 PSI



6000 PSI

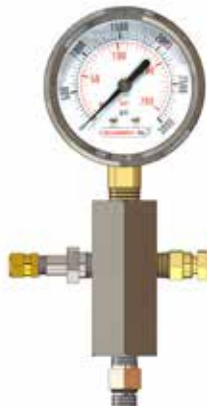
AI-PM3-3KT-L-SS COMPONENTS LIST 1 GAL – 40 GAL

PART	DESCRIPTION	PART NUMBER
1	Protective Cap	AI-306-4-SS
2	Valve Cap	AI-S-303
3	Gas Valve	AI-GT3-309-SS
4	O-Ring	AI-GT3-311
5	Pressure Monitor Block, Deluxe, 3000 PSI	AI-PM3-003-D-SS
6	Gauge, 3000 PSI, Liquid Filled	AI-CG3-001-1-L-SS

AI-PM6-6KT-L-SS COMPONENTS LIST 1 QT – 15 GAL

PART	DESCRIPTION	PART NUMBER
1	Protective Cap	AI-306-2-SS
2	Valve Cap	AI-S-303
3	High Pressure Gas Valve	AI-S6-309
4	O-Ring	AI-S6-310
5	Pressure Monitor Block, Deluxe, 6000 PSI	AI-PM6-003-D-SS
6	Gauge, 6000 PSI, Liquid Filled	AI-CG6-001-1-L-SS

3000 AND 6000 PSI BASIC PERMANENT MOUNT PRESSURE MONITORS



3000 PSI



6000 PSI

- These units are intended to be mounted permanently on the valve stem of the accumulator to monitor hydraulic system pressure. Nitrogen precharge may only be measured when hydraulic line pressure is zero PSI.
- We recommend the use of a liquid-filled gauge for high-cycle shock applications.
- Accumulator gas valve must be removed prior to installation. Ensure all accumulator pressure has been removed before beginning installation.
- Extended versions available for Top Repairable bladder accumulators and piston accumulators.
- Custom and digital assemblies are available.