

# BLADDER ACCUMULATOR ORDERING TABLE

## BLADDER ACCUMULATORS

Use the table below to determine the part number for your desired accumulator. For help sizing your accumulator, selecting a compatible elastomer, and to obtain a quote on accumulators and all our other products, visit our website at [accumulators.com](http://accumulators.com).

Select the desired option from each list and place the corresponding code in its proper place:

APPROVAL CODE	SIZE	MODEL	PRESSURE	FLUID PORT	BLADDER	SERVICE	EXAMPLE
A	15		3100	3		NP	= A1531003NP

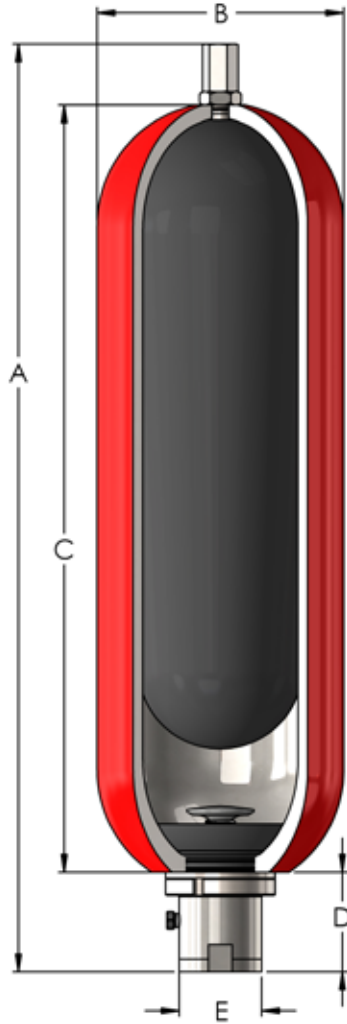
APPROVAL CODE		MODEL		1 PINT & 1 QUART FLUID PORTS		BLADDER	
OPTION	CODE	OPTION	CODE	OPTION	CODE	OPTION	CODE
Standard (ASME)	A	Bottom Repairable	Blank	3/4" NPT	Blank	Buna-Nitrile	Blank
DNV	N	Top Repairable	TR	1 1/16"-12 SAE #12 ORB	3	Butyl	B
ABS	B	Depth Compensator	DC	Code 61, 3/4" SAE Split Flange (1 QT only)	4	EPR	E
CE	P	Float	F	<b>1 &amp; 1.5 GAL FLUID PORTS</b>		Extreme Low-Temp Buna	X
CRN	R	High Flow	H	<b>OPTION</b>		Fluorocarbon	V
ABS & DNV	D	High Flow, Top Repairable	HT	1 1/4" NPT	Blank	Hydrin/ECO	H
ABS, DNV & NR13	DJ	Transfer Barrier	TB?*	1 5/8"-12 SAE #20 ORB	3	Low-Temp Buna	L
<b>SIZE</b>		<b>PRESSURE</b>		Code 61, 1.5" SAE Split Flange (for 3000 PSI)	4	<b>SERVICE</b>	
<b>OPTION</b>	<b>CODE</b>	<b>OPTION</b>	<b>CODE</b>	Code 62, 1.25" SAE Split Flange (for 6000 PSI)	4	<b>OPTION</b>	<b>CODE</b>
1 Pint	1PT	2000 PSI	2100	<b>2.5-15 GAL FLUID PORTS</b>		Oil Service	Blank
1 Quart	1QT	3000 PSI	3100	<b>OPTION</b>		Water Service	WS
1 Gallon	1	4000 PSI	4100	2" NPT	Blank	Chemical Service	PS
1.5 Gallon	1.5	5000 PSI	5100	1 1/4" NPT	1	Nickel Plated	NP
2.5 Gallon	2.5	6000 PSI	6100	1-7/8"-12 SAE #24 ORB	3	Extreme Service	XS
5 Gallon	5	10000 PSI	10100	Code 61, 2" SAE Split Flange (for 3000 PSI)	4	Economy Service	CS
10 Gallon	10			Code 62, 1.5" SAE Split Flange (for 6000 PSI)	4	All Stainless	AS
11 Gallon	11			Code 62, 1.5" SAE Split Flange Extended Neck	15		
15 Gallon	15			Code 62, 1.5" SAE Split Flange; Seal Sub, Male	98		
40 Gallon	40						

\* ?=Letter code for coupler options, see page 7.

Only the most popular options are shown above. We have many more options and products available.

# BLADDER ACCUMULATORS

1 PT - 40 GAL 3000 | 6000 | 10000 PSI



For standard options, see our ordering table on page 5.

## 3000 PSI MODELS

PART	PART (TR)	NOMINAL SIZE (GAL)	GAS VOLUME (IN <sup>3</sup> )	DIMENSIONS (IN.)					WEIGHT (LBS.)	WEIGHT (TR)
				A	B	C	D	E		
A1PT3100	-	0.12	28	9.9	3.5	6.5	1.9	1.4	6	-
A1QT3100	-	0.25	49	11.1	4.5	7.6	2.1	1.4	10	-
A13100	-	1	214	17.0	6.7	11.0	3.5	2.4	32	-
A1.53100	-	1.5	328	21.5	6.6	15.8	3.5	2.4	41	-
A2.53100	A2.5TR3100	2.5	536	21.0	9.0	15.5	3.5	3.0	76	78
A53100	A5TR3100	5	1106	33.0	9.0	27.5	3.5	3.0	116	118
A103100	A10TR3100	10	2101	54.0	9.0	48.5	3.5	3.0	212	214
A113100	A11TR3100	11	2359	60.0	9.0	54.0	3.5	3.0	230	232
A153100	A15TR3100	15	3165	78.0	9.0	72.0	3.5	3.0	296	298
-	A40TR3100	40	9240	95.6	14	87.8	5.1	4.3	-	780

## 5000 & 6000 PSI MODELS

PART	PART (TR)	NOMINAL SIZE (GAL)	GAS VOLUME (IN <sup>3</sup> )	DIMENSIONS (IN.)					WEIGHT (LBS.)	WEIGHT (TR)
				A	B	C	D	E		
A1QT5100	-	0.25	49	12.8	4.7	7.6	2.1	1.4	12	-
A16100	-	1	214	18.0	7.2	11.4	3.5	2.4	36	-
A2.56100	A2.5TR6100	2.5	536	22.0	9.6	15.5	3.9	3.0	118	120
A56100	A5TR6100	5	1106	34.0	9.6	27.5	3.9	3.0	198	200
A106100	A10TR6100	10	2101	55.0	9.6	48.5	3.9	3.0	308	310
A156100	A15TR6100	15	3165	79.0	9.6	72.0	3.9	3.0	468	470

## 10000 PSI MODELS

PART	NOMINAL SIZE (GAL)	GAS VOLUME (IN <sup>3</sup> )	DIMENSIONS (IN.)					WEIGHT (LBS.)
			A	B	C	D	E	
A2.510100XS	2.5	496	25.0	11.75	17.0	3.5	3.0	325
A510100XS	5	1065	37.0	11.75	29.0	3.5	3.0	515
A1010100XS	10	2060	58.0	11.75	50.0	3.5	3.0	850
A1510100XS	15	3165	81.0	11.75	73.5	3.5	3.0	1225

Carbon steel standard. Also available in stainless steel, carbon fiber, and with a wide variety of protective coatings. Contact us for more information.



TOP REPAIRABLE (TR) OPTION

# TRANSFER BARRIER ACCUMULATORS

1QT - 15 GAL 3000 | 6000 PSI

For standard options, please see our ordering table on page 5.

## 3000 PSI TRANSFER BARRIER MODELS

PART	NOMINAL SIZE (GAL)	GAS VOLUME (IN <sup>3</sup> )	DIMENSIONS (IN.)					WEIGHT (LBS.)
			A	B	C	D	E	
A1QTTBF3100	0.25	49	12.0	4.5	7.6	2.1	1.6	10
A1TBF3100	1	214	18.0	6.7	11.0	3.5	2.4	32
A1.5TBF3100	1.5	328	22.5	6.6	15.8	3.5	2.4	41
A2.5TBF3100	2.5	536	22.0	9.0	15.5	3.5	3.0	78
A5TBF3100	5	1106	34.0	9.0	27.5	3.5	3.0	118
A10TBF3100	10	2101	55.0	9.0	48.5	3.5	3.0	214
A11TBF3100	11	2359	61.0	9.0	54.0	3.5	3.0	232
A15TBF3100	15	3165	79.0	9.0	72.0	3.5	3.0	298

## 5000 & 6000 PSI TRANSFER BARRIER MODELS

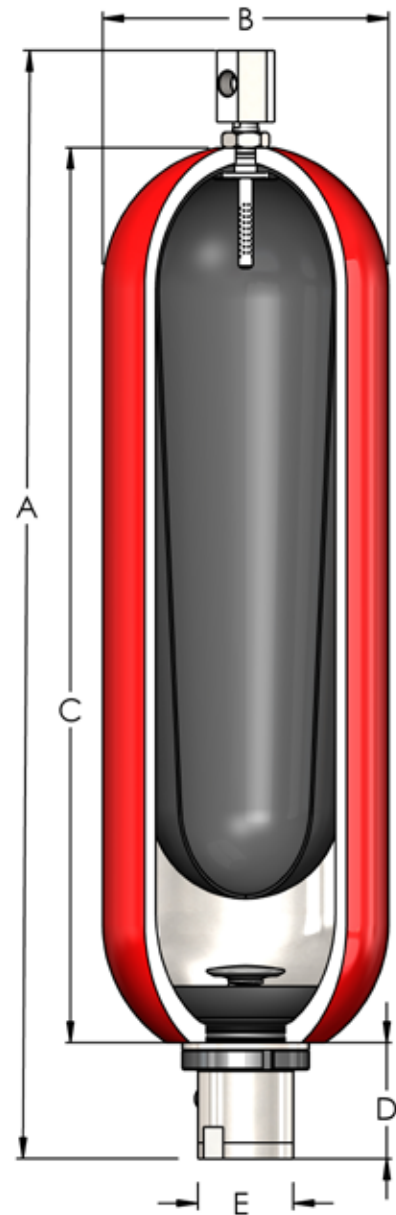
PART	NOMINAL SIZE (GAL)	GAS VOLUME (IN <sup>3</sup> )	DIMENSIONS (IN.)					WEIGHT (LBS.)
			A	B	C	D	E	
A1QTTBF5100	0.25	49	14.4	4.6	7.6	2.1	1.2	12
A1TBF6100	1	214	19.0	7.2	11.4	3.5	2.4	39
A2.5TBF6100	2.5	536	25.0	9.6	15.5	3.9	3.0	120
A5TBF6100	5	1106	37.0	9.6	27.5	3.9	3.0	200
A10TBF6100	10	2101	58.0	9.6	48.5	3.9	3.0	310
A15TBF6100	15	3165	82.0	9.6	72.0	3.9	3.0	470

## TRANSFER BARRIER COUPLER OPTIONS

### COUPLER OPTIONS

PART NUMBER	DESCRIPTION
AI-TB-321-C	3/4" NPT
AI-TB-321-E	1 1/4" NPT
AI-TB-321-F	1/2" NPT x 3
AI-TB-321-G	1/4" NPT
AI-TB-321-O	3/4"-16 SAE
AI-TB-321-Q	7/16" SAE
AI-TB-321-R	1 1/16" SAE
AI-TB-321-X	3/8" Medium Pressure x 3
AI-TB-321-Z	1/4" NPT x 1/2" NPT
AI-TB-321-AC	1/4" Medium Pressure

For accumulator ordering purposes, use the letter code after the last hyphen, for example A5TBF3100 or A5TBG3100.



## FLUID STRAINERS AND DEPTH COMPENSATION

Used primarily as a seawater strainer for subsea compensators. Typically attaches to the fluid port of a transfer barrier accumulator.



### 316 SS STRAINERS

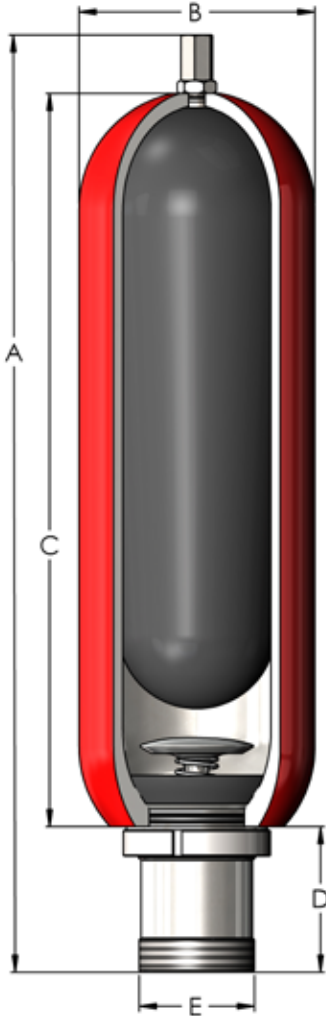
PART	THREAD
AI-S-440-SS	3/4" NPT
AI-S-441-SS	2" NPT
AI-S-442-SS	1-1/4" NPT
AI-S-444-SS	1" NPT



DC Port Assembly – includes a copper strainer and mechanical indicator. Contact us for additional details.

# HIGH-FLOW BLADDER ACCUMULATORS

2.5 - 15 GAL 3000 PSI



Designed for applications that require a fluid transfer rate of 200-600 GPM.

## 3000 PSI MODELS

PART	TOP REPAIRABLE	NOMINAL SIZE (GAL)	GAS VOLUME (IN <sup>3</sup> )	DIMENSIONS (IN.)					WEIGHT (LBS.)	WEIGHT (TR)
				A	B	C	D	E		
A2.5H3100	A2.5HT3100	2.5	522	24.0	9.0	16.0	5.6	4.4	78	80
A5H3100	A5HT3100	5	1092	36.0	9.0	28.0	5.6	4.4	118	120
A10H3100	A10HT3100	10	2087	57.0	9.0	49.0	5.6	4.4	214	216
A11H3100	A11HT3100	11	2345	63.0	9.0	55.0	5.6	4.4	230	232
A15H3100	A15HT3100	15	3208	81.0	9.0	73.0	5.6	4.4	296	298

## FLUID PORT OPTIONS



## STANDARD HIGH-FLOW FLUID PORT OPTIONS

Std	4" -8 Male NPT
-3	4-1/4" -8 UN-2 Male SAE
-5	4-1/4" -8 UN-2 Male SAE, 9/16" -18 SAE Bleed
-9	4" -8 Male NPT, 1/4" -18 NPT bleed